

Viewing the *UPS Guide to Labeling* requires the following:

You must agree to the terms in the legal agreement below. Please read the agreement by scrolling down and select the “[CONTINUE]” button at the bottom. **YOU MUST SELECT THIS BUTTON TO CONTINUE. IF YOU DO NOT, YOU WILL NOT BE ALLOWED TO VIEW THIS GUIDE.**

UPS GUIDE TO LABELING END USER AGREEMENT

1. **Definitions.** “**Application(s)**” means the software product(s) developed by End User solely for the purpose of generating UPS Labels and solely for End User’s own use in connection with the UPS Services and not for use by or on behalf of any third party. “**End User**” means you individually and the entity for whom you have obtained the UPS Guide to Labeling, and for whom you act as an authorized representative, employee or agent. “**UPS**” means United Parcel Service General Services Co. “**UPS Guide to Labeling**” means: (i) this UPS Guide to Labeling containing specifications, including sample labels, for creating an Application to generate UPS Labels, (ii) any UPS Guide to Labeling Supplements provided to End User by UPS, and (iii) any other documentation provided by UPS to End User for the purpose of assisting End User in the development of Applications. “**UPS Services**” means the UPS shipping services including, without limitation rating, routing, recording, and tracking of shipments tendered by End User to UPS for delivery. “**UPS Labels**” means those shipping labels generated by Application(s) for use in connection with the UPS Services.
2. **Consent to Use and Ownership.** UPS hereby permits and consents to the use by End User of the UPS Guide to Labeling for the sole purpose of developing the Application(s) in accordance with the terms hereof. This permission and consent by UPS is limited, revocable, non-exclusive and non-transferable. End User hereby acknowledges that UPS owns the copyright to the UPS Guide to Labeling. End User acknowledges that it has not acquired any ownership interest in the UPS Guide to Labeling and will not acquire any ownership interest in the UPS Guide to Labeling by reason of this Agreement. This Agreement does not constitute a license and only conveys limited rights to use the UPS Guide to Labeling in accordance with the terms of this Agreement. End User may not copy, reproduce, modify, alter, distribute, sell, lease, electronically transmit, or disclose the UPS Guide to Labeling to any third party. End User may only use UPS Labels in connection with shipments tendered by End User to UPS for delivery and for no other purpose. End User must electronically transmit the package level detail for all shipments for which UPS Labels are generated to UPS via a UPS approved system by the time of pickup of such shipments by UPS.

EXCEPT AS REQUIRED TO PRINT UPS COMPLAINT LABELS IN ACCORDANCE WITH THE UPS GUIDE TO LABELING AND THIS AGREEMENT, NO RIGHTS TO USE ANY UPS TRADEMARKS OR SERVICE MARKS ARE GRANTED TO END USER UNDER THIS AGREEMENT.
3. **Changes.** UPS may update, alter or supplement the UPS Guide to Labeling at any time with or without notice to End User.
4. **Disclaimer of Warranties and Limitations of Liability.** THE UPS GUIDE TO LABELING IS PROVIDED “AS IS” WITHOUT WARRANTY OF ANY KIND, EXPRESS OR IMPLIED, STATUTORY OR OTHERWISE, INCLUDING THE WARRANTIES OF MERCHANTABILITY, OR FITNESS FOR A PARTICULAR PURPOSE, WHICH ARE HEREBY EXCLUDED TO THE FULLEST EXTENT PERMITTED BY LAW. SOME JURISDICTIONS DO NOT ALLOW LIMITATIONS ON IMPLIED WARRANTIES, SO THE LIMITATIONS AND EXCLUSIONS IN THIS SECTION MAY NOT APPLY TO YOU. THIS AGREEMENT GIVES YOU SPECIFIC LEGAL RIGHTS. YOU MAY ALSO HAVE OTHER RIGHTS WHICH VARY FROM JURISDICTION TO JURISDICTION.

UPS SHALL NOT BE LIABLE TO END USER OR ANY THIRD PARTY FOR ANY PUNITIVE, EXEMPLARY, INDIRECT, SPECIAL, INCIDENTAL OR CONSEQUENTIAL DAMAGES OR PENALTIES (INCLUDING LOST PROFITS AND LOST SAVINGS) ARISING OUT OF THIS AGREEMENT, WHETHER BASED ON CONTRACT, TORT (INCLUDING NEGLIGENCE) OR OTHERWISE, EVEN IF UPS HAS BEEN ADVISED OF THE POSSIBILITY OF SUCH DAMAGES OR PENALTIES. THIS LIMITATION OF LIABILITY SHALL BE APPLICABLE ONLY TO THE EXTENT PERMITTED BY LAW IN THE EVENT OF THE GROSS NEGLIGENCE OR WILLFUL MISCONDUCT OF UPS OR IN THE EVENT OF PERSONAL INJURY OR DEATH. IN NO EVENT SHALL UPS’S LIABILITY FOR ANY DAMAGES (DIRECT OR OTHERWISE) OR PENALTIES OR LOSS, REGARDLESS OF THE FORM OF ACTION OR CLAIM, WHETHER IN CONTRACT, TORT (INCLUDING NEGLIGENCE), DELICT OR OTHERWISE EXCEED US\$1,000, ANY CLAIM FOR SUCH DAMAGES OR PENALTIES BEING HEREBY WAIVED BY END

USER OR ANY SUCH THIRD PARTY. CLAIMS OF END USER NOT MADE WITHIN SIX (6) MONTHS AFTER THE FIRST EVENT GIVING RISE TO A CLAIM SHALL BE DEEMED WAIVED.

5. Term and Termination. Either party may terminate this Agreement at any time with or without cause upon written notice to the other party.

6. General.

This Agreement shall be governed by and construed in accordance with the laws of the State of Georgia, United States of America, excluding (i) its conflicts of laws principles; (ii) the United Nations Convention on Contracts for the International Sale of Goods; (iii) the 1974 Convention on the Limitation Period in the International Sale of Goods; and (iv) the Protocol amending the 1974 Convention, done at Vienna April 11, 1980. To the full extent permitted by law, the controlling language of this Agreement is English and any translation End User has received has been provided solely for End User's convenience. To the full extent permitted by law, all correspondence and communications between End User and UPS under this Agreement must be in the English language. The exclusive jurisdiction for any action relating to this Agreement shall be a federal or state court in Atlanta, Georgia, and the parties consent to such jurisdiction and waive and agree not to plead or claim that any such action or proceeding has been brought in an inconvenient forum. Notwithstanding anything herein to the contrary, UPS shall be entitled to interim relief or provisional remedies before any court having jurisdiction. End User agrees to the admissibility of computer records and electronic evidence in any dispute herein.

End User may not assign any of its rights or delegate any of its duties under this Agreement without UPS's prior written consent, which consent may be withheld for any reason or no reason, and any attempt to do so shall be void. UPS may assign, delegate or transfer all or part of this Agreement or any rights hereunder without the need for any approval or consent from End User. If one or more provisions of this Agreement shall be held to be invalid or unenforceable, the remaining provisions shall not be affected by such invalid or unenforceable provision. This Agreement contains the entire agreement of the parties with respect to the subject matter hereof and supersedes any prior written or oral agreements between them with respect thereto. End User represents and warrants that the person accepting this Agreement has full right and authority to enter into this Agreement on behalf of End User. Any remedies provided herein are non-exclusive.

[CONTINUE]



UPS SUREPOST®

GUIDE TO LABELING SUPPLEMENT CONTRACT SERVICE

Effective December 30, 2013

Version 1.1

© 2014 United Parcel Service of America, Inc. UPS, the UPS brandmark and the color brown are trademarks of United Parcel Service of America, Inc. All rights reserved.

Introduction

UPS SurePost® is an economy ground residential service targeted towards retail shippers. The service will offer customers a product for their non-urgent ground residential shipments.

Customers have the ability to ship four different USPS delivery product types:

- Less than 1 lb (under 16 oz)
- 1 lb or Greater (1-70 lbs)
- Bound Printed Matter (1-15 lbs)
- Media (1-70 lbs)

Label Format Requirements

When UPS SurePost is selected as the shipping option, the Service Indicators and MaxiCode™ Class of Service codes listed in this document must be used.

Package Weight

The package weight must be printed on all UPS SurePost labels.

The UPS SurePost Less than 1 lb service will display ounces to the tenth.

- Example: 15.9 OZ
- MaxiCode's weight field must contain "1"

A scale may have two or more decimals and will need to be rounded up to the nearest tenth. Any value other than zero in the hundredth position requires the weight to be rounded up.

- Example #1: 3.02 ounces would be 3.1 OZ
- Example #2: 15.9102 ounces would be 1 LBS

Note: Example #2 will no longer be a Less than 1 lb service.

UPS Service Title

The service title "UPS SUREPOST" must be printed on all labels.

UPS Delivered Packages

When packages are delivered by UPS, the label must contain the following text in the bottom left corner of the label:

- ATTENTION UPS DRIVER: SHIPPER RELEASE
- Font Size = 10 pt

USPS Delivered Packages

When packages are delivered by the USPS, the label follows different requirements. This section describes the new requirements.

Ship To Address

The five digit postal code from the "USPS Deliver To" section must be added to the name field in the "SHIP TO" address section.

Example

USPS 94107

UPS Routing Code

An additional letter must be added to the end of the UPS Routing Code when the USPS does the final delivery. If a package requires UPS to do a sub-classification, a space and the letter "C" are appended to the UPS Routing Code. All other USPS delivered packages require a space and the letter "X".

Examples

Less than 1 lb, USPS Delivery
(UPS does the sub-classification)
CA 944 9-40 C

Less than 1 lb, USPS Delivery
(Customer does the sub-classification)
CA 944 9-40 X

1 lb or Greater, USPS Delivery
CA 944 9-40 X

UPS Service Title

The font size must be reduced.

- Font Size = 12 pt, bold

UPS Tracking Number Barcode

The UPS tracking barcode height is reduced when the USPS delivers the package.

UPS Tracking Number Barcode Height = .70 in

USPS Section

Below the UPS tracking number barcode highlight horizontal line, print the following text:

- USPS DELIVER TO:
- Font Size = 8 pt, bold

Under this heading, print the consignee's name and address.

- Consignee's Name
- Consignee's Primary Address
- Consignee's Secondary Address
- Consignee's City, State, Postal Code
- Font Size = 8 pt, bold

Each line has a maximum of 35 characters.

Endorsements

Print the USPS endorsement to the right of the USPS DELIVER TO: text. These endorsements are mutually exclusive

- Return Service Requested
- Address Service Requested
- Change Service Requested *
- Forwarding Service Requested *
- Font Size = 10 pt, bold
- * Can't be used with the Less than 1 lb service

If no USPS endorsement is used the following UPS endorsement **must** print on the label to the right of the USPS DELIVER TO: text:

- Carrier-Leave If No Response

A minimum of one and a maximum of two endorsements can print on the label. If two endorsements are printed then the UPS endorsement must print in conjunction with any one of the USPS endorsements.

Permit Imprint Indicia

Print the indicia box to the right of the endorsement. One of the four USPS mail classes will be printed in the indicia.

- PS LIGHTWEIGHT
(for Less than 1 lb)
- PARCEL SELECT (for 1 lb or Greater)
- PRSRT BPM (for Bound Printed Matter)
- PRSRT MEDIA MAIL (for Media)
- Font Size = 6 pt

Under mail class, print the following text:

- U.S. POSTAGE PAID
- UPS
- eVS (alternate format are e-VS, EVS)
- Font Size = 6 pt

Horizontal Lines

All horizontal lines in the USPS section must be a minimum of 0.0625 inches. They must be placed above the text above the USPS barcode and below the barcode number.

Clear Zones

The white space between the horizontal lines and USPS text must be a minimum of 0.032 inches.

The white space between the USPS text and USPS barcode must be a minimum of 0.125 inches.

The white space between the USPS barcode and the USPS

barcode number must be a minimum of 0.125 inches.

USPS IMpb Barcode

The text above the barcode must be

- USPS TRACKING # eVS
- Font Size = 12 pt, bold
- USPS Barcode Height - minimum of 0.65 inches

Alternate formats for eVS are e-VS and EVS. The same format should be used in the text above the barcode and in the Indicia box.

The USPS "C 02" barcode construct code specifications can be found on page 5 or at the link below:

<http://ribbs.usps.gov/>

The text below the barcode must be formatted as below:

- nnnn nnnn nnnn nnnn nnnn nn
(The 420 and postal code are not displayed)
- Font Size = 10 pt, bold

Delivery to U.S. Territories

When a package is addressed to the U.S. Territory, the state field is populated with the two character IATA code. Satellite locations (such as St. John) use the main country's code. For example, a delivery to St. John would use a state code of "VI" since it is part of the U.S. Virgin Islands.

Example

MIKE SMITH
P.O. BOX 5555
ST. JOHN, VI 00831

Delivery to P.O. Boxes

When a package is addressed to a USPS post office, the primary address field is populated with the P.O. Box text and number. No secondary address will be populated.

Example

JONATHON DELMAR
P.O. BOX 196838
SAN FRANCISCO, CA 94107

Delivery to APO/FPO Addresses

When a package is addressed to a APO/FPO address, the name field contains the name of the person with their rank. The primary address field is populated with UNIT and BOX numbers. The city name is populated with unit's post office abbreviation (such as APO). The state field is populated with the Armed Forces location (such as AE for Armed Forces Europe).

Note: For FPO addresses the 9 digit ZIP+4 must be used in the Postal Code field

Example

SSGT JOHN DOE
UNIT 2050 BOX 4190
APO AE 96278-2050

USPS Postal Addressing Standards

The USPS *Postal Addressing Standards*, Publication 28, can be found at the link below:

<http://pe.usps.gov/cpim/ftp/pubs/Pub28/pub28.pdf>

USPS Customs Declarations Form (PS Form 2976 - CN 22)

The label is required when sending items to APO/FPO locations. It may also been required for U.S. territories depending on the final destination. Refer to the USPS Domestic Mail Manual for more information.

All text is 8 pt unless otherwise noted.

Text for the barcode contents is 12 pt.

Text for the following items is 10 pt bold

- United States Postal Service
- Customers Declaration
- May be opened officially
- CN 22

Text for the following items is 10 pt

- Exemption/Exclusion Legend
- NOEEI § 30.37(a)

PS Form 2976 (CN 22) Barcode Specifications

The barcode used on this label is the USPS Package Identification Code (PIC). The data content comes from the shipping label except it doesn't include the "420" Routing Application Identifier or the destination postal code.

- Barcode Type: GS1-128
- Characters: 26 numeric
- X dimension = 15 mil (or 0.015")
- Minimum Height: 0.5 inches

Service Indicators, Icons and MaxiCode™ Class of Service for United States and Puerto Rico

Service Title	Service Indicator	Service Icon	Class of Service
UPS SUREPOST			
Less than 1 lb, UPS Delivery	YH	Black Square	976
Less than 1 lb, USPS Delivery (UPS does sub-classification)	YN	Black Square	981
Less than 1 lb, USPS Delivery (Customer does sub-classification)	YP	Black Square	982
1 lb or Greater, UPS Delivery	YT	Black Square	986
1 lb or Greater, USPS Delivery	YW	Black Square	988
Bound Printed Matter, UPS Delivery	YY	Black Square	990
Bound Printed Matter, USPS Delivery	3A	Black Square	106
Media, UPS Delivery	3G	Black Square	111
Media, USPS Delivery	3H	Black Square	112

USPS Service Type Code

A specific 3 digit service type code must be used in the USPS IMpb tracking barcode based on the UPS service.

UPS Service	USPS Service Type Code	USPS Permit Imprint Indicia
Less than 1 lb	748	PS LIGHTWEIGHT
1 lb or Greater	612	PARCEL SELECT
Bound Printed Matter	419	PRSRT BPM
Media	490	PRSRT MEDIA MAIL

UPS Code in Sequential Package ID

Customers and UPS Ready Vendor systems are required to use a 3 digit UPS code for the first three characters in the 11 digit Sequential Package ID field of the USPS barcode.

Type of Shipping Application	UPS Code
UPS Ready Vendor	571
Customer Developed (Custom)	581

USPS Barcode Data Fields

Below is a table with the "C02" Commercial Mail Construct for the USPS IMpb tracking barcode.

Field Name	Length	Position(s)	Example	Human Readable Text Under Barcode
Postal Code Application Identifier	3	1 to 3	420	No
Destination Postal Code	5	4 to 8	30005	No
Channel Application Identifier	2	9 to 10	92	Yes
Service Type Code	3	11 to 13	612	Yes
Mailer Identifier	9	14 to 22	123456789	Yes
Sequential Package Identifier (UPS Code)	3	23 to 25	581	Yes
Sequential Package Identifier (USPS #)	8	26 to 33	00000001	Yes
Mod 10 Check Digit	1	34	2	Yes

Diagram of USPS Barcode Data Fields

Below is a diagram displaying the data fields of the USPS IMpb tracking barcode.

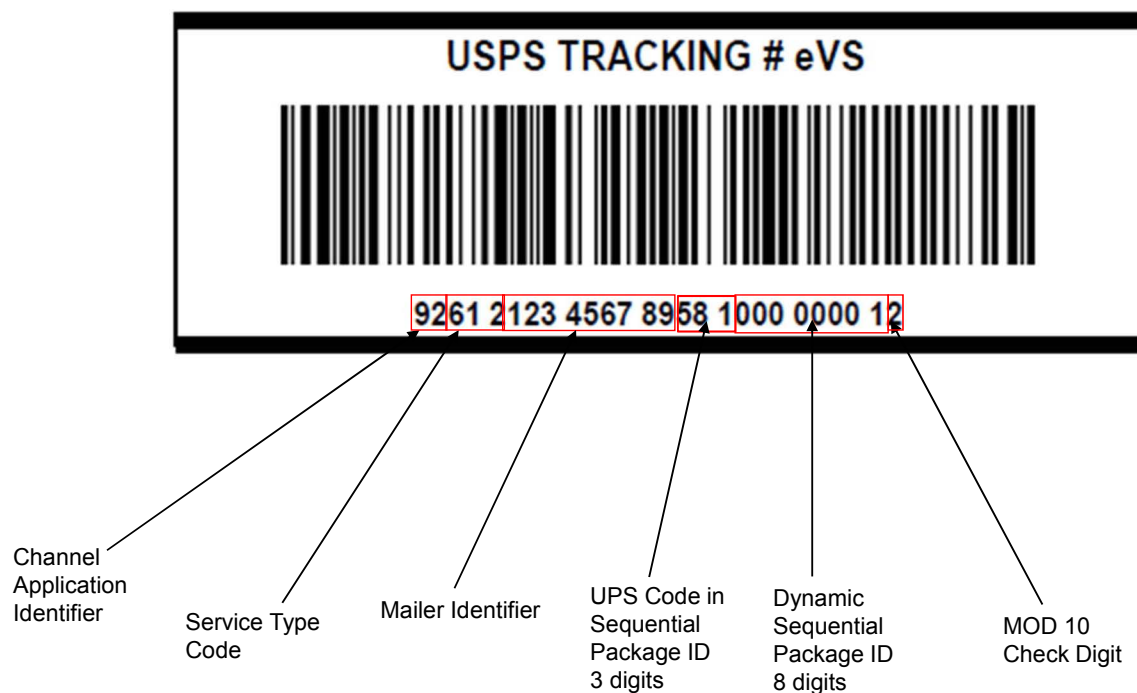
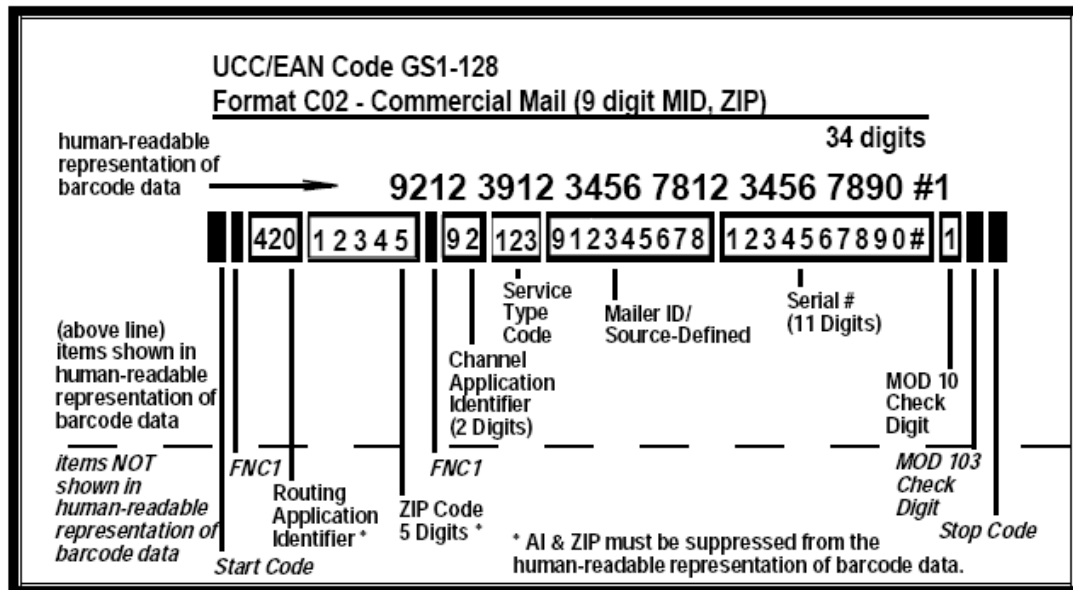
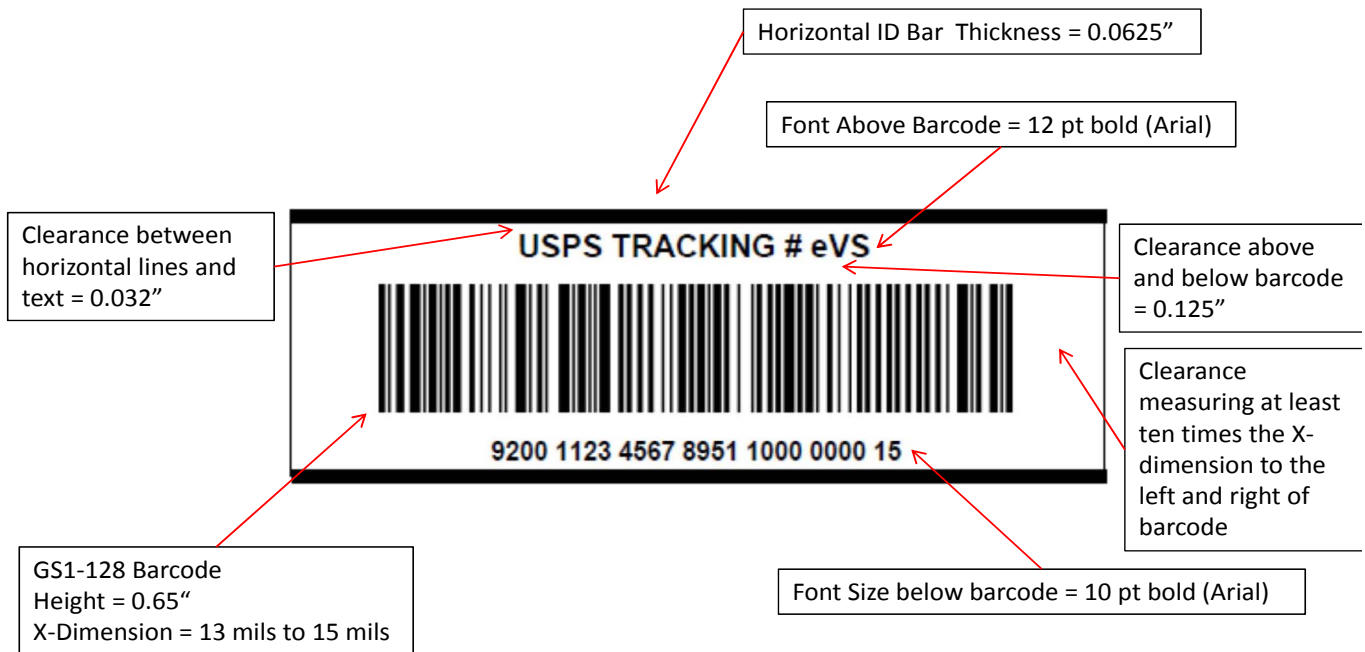


Diagram of USPS Barcode Requirements

Below are diagrams of the USPS IMpb tracking barcode requirements and elements used for the UPS SurePost label. These are the requirements that the label must meet to be certified.



USPS "C 02" Barcode Construct Code

Source: USPS Barcode Package Intelligent Mail Specification

Barcode size based on Printer DPI

Below is a table that outlines the minimum and maximum acceptable X-dimension, quiet zone and maximum barcode length based on the printer dpi.

The width of the barcode in inches is calculated by:

$$0.001(11C+35)X$$

The Quiet Zone on each side of the barcode is calculated by:

$$Q = 10(X)$$

The width of the total label is $(0.001(11C+35)X) + 2(Q)$

C = the number of characters, for USPS C = 19 (34 numeric number is counted as 17, 2 encoded elements)

X = the narrow width dimension in mils

Q = Quiet Zone

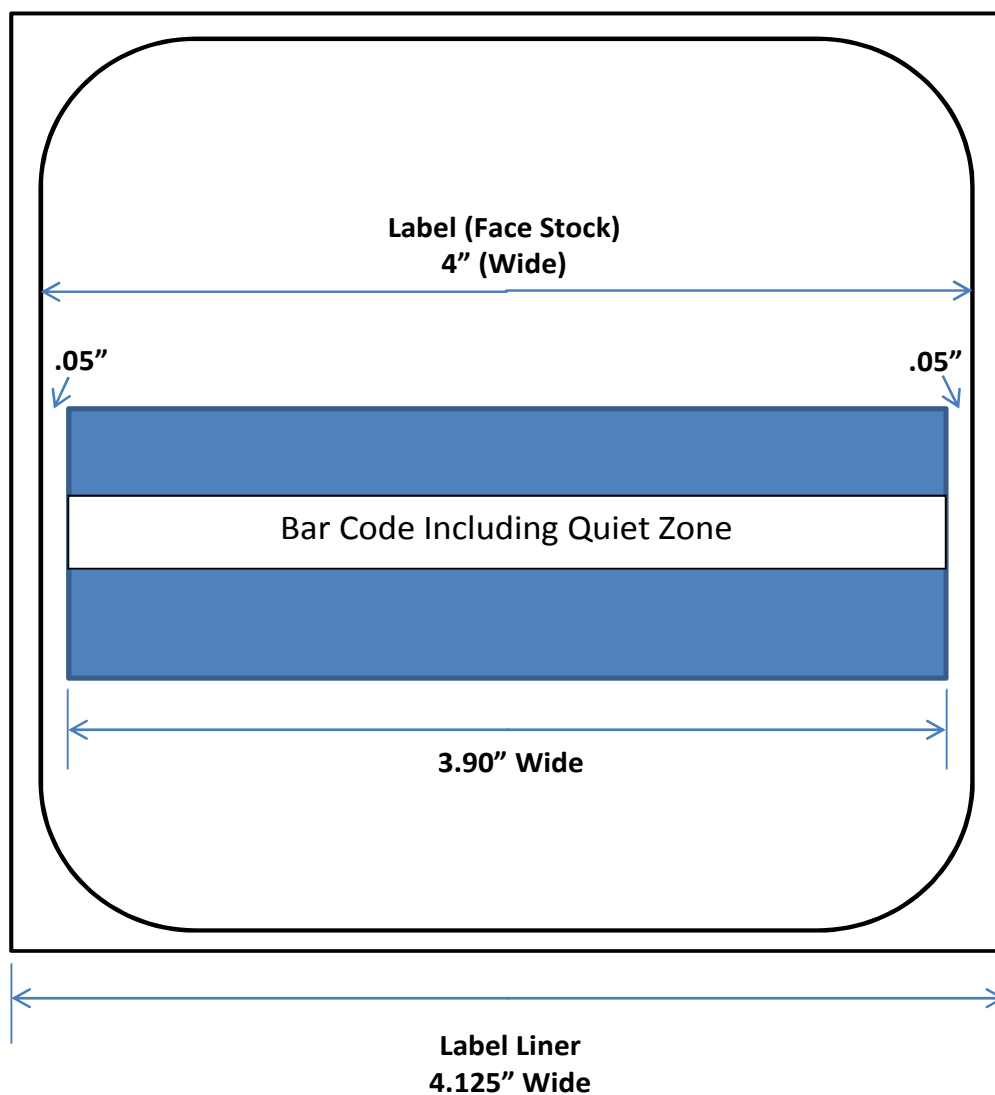
DPI	Min X-Dimension	Max Acceptable X-Dimension (mils)	Width of Barcode	Quiet Zone (each side of Barcode)	Total Label Width (in)
203	4.93	14.8	3.6	0.148	3.9
305	3.28	13.2	3.2	0.132	3.5
609	1.64	13.2 - 14.8	3.2-3.6	0.164	3.5 - 3.9

Example of a 15 mil Barcode



GS1-128 Barcode
Height = 0.65"
X-Dimension = 15 mils (0.015")

Clearance is 0.22 inches.
(Requirement is 10 times the X-dimension or $10 * 0.015 = 0.15$ inches)



Address Mapping for USPS Delivered Packages

The address mapping for USPS delivered packages is different than UPS delivered packages. The ultimate consignee address is the USPS section instead of the UPS Ship To section. The UPS Ship To address has the USPS post office facility address and is derived from the ultimate consignee's postal code (see the diagram below).

Note: The MaxiCode and postal barcode must have the UPS Ship To data and not the ultimate consignee data.

Final Consignee Address JONATHON DELMAR 5300 3RD ST APARTMENT #329 SAN FRANCISCO CA 94107	ConsigneeZIPCode,PostOfficeFacilityType,PostOfficeAddress,PostOfficeCity,PostOfficeState,PostOfficeZIPCode 94104,DDU,550 TOWNSEND ST,SAN FRANCISCO,CA,941039992 94105,DDU,550 TOWNSEND ST,SAN FRANCISCO,CA,941039992 94107,DDU,180 NAPOLEON ST,SAN FRANCISCO,CA,941249711 94108,DDU,1400 PINE ST,SAN FRANCISCO,CA,941099991
--	--

COMPANY NAME STREET ADDRESS ROSWELL GA 30076	2 LBS 1 OF 1
SHIP USPS 94107 TO: STREET ADDRESS SAN FRANCISCO CA 94124-9711	UPS Ship To Address USPS [add final consignee postal code] 180 NAPOLEON ST SAN FRANCISCO, CA 94124-9711
	CA 944 9-40 X 
UPS SUREPOST TRACKING #: 1Z 1X2 X3X 3H 1234 5673	
	
Carrier - Leave If No Response USPS DELIVER TO: CONTACT NAME STREET ADDRESS EXTENDED ADDRESS SAN FRANCISCO CA 94107	PRSRT MEDIA MAIL U.S. POSTAGE PAID UPS eVS
USPS TRACKING # eVS  9249 0123 4567 8958 1000 0000 47	

COMPANY NAME STREET ADDRESS MESA AZ 85206-4802		15.9 OZ	1 OF 1
SHIP TO:		CONTACT NAME STREET ADDRESS ROSWELL GA 30076-8845	
		GA 301 9-01 	
UPS SUREPOST TRACKING #: 1Z 1X2 X3X YH 0000 6700			
			
BILLING: P/P ATTENTION UPS DRIVER: SHIPPER RELEASE			
27.5A 04/2012			

COMPANY NAME STREET ADDRESS MESA AZ 85206-4802		7 LBS	1 OF 1
SHIP TO:		CONTACT NAME STREET ADDRESS ROSWELL GA 30076-8845	
		GA 301 9-01 	
UPS SUREPOST TRACKING #: 1Z 1X2 X3X YT 0000 6706			
			
BILLING: P/P ATTENTION UPS DRIVER: SHIPPER RELEASE			
27.5A 04/2012			

COMPANY NAME STREET ADDRESS ROSWELL GA 30076 SHIP USPS 53562 TO: STREET ADDRESS MIDDLETON WI 53562-3191	10.2 OZ 1 OF 1
	WI 537 1-50 C 
UPS SUREPOST TRACKING #: 1Z 1X2 X3X YN 1234 5678	
	
USPS DELIVER TO: CONTACT NAME STREET ADDRESS EXTENDED ADDRESS MIDDLETON WI 53562	<div style="text-align: center;"> Return Service Requested </div> <div style="border: 1px solid black; padding: 5px; text-align: center; margin-top: 10px;"> PS LIGHTWEIGHT U.S. POSTAGE PAID UPS eVS </div>
USPS TRACKING # eVS  9274 8123 4567 8958 1000 0000 18	

COMPANY NAME STREET ADDRESS ROSWELL GA 30076		9 LBS	1 OF 1
SHIP USPS 99371 TO: STREET ADDRESS HOOPER WA 99333-9998			
	WA 991 0-41 X 		
UPS SUREPOST TRACKING #: 1Z 1X2 X3X YW 1234 5673			
			
Address Service Requested USPS DELIVER TO: CONTACT NAME STREET ADDRESS EXTENDED ADDRESS WASHTUCNA WA 99371		PARCEL SELECT U.S. POSTAGE PAID UPS eVS	
USPS TRACKING # eVS 			
9261 2123 4567 8958 1000 0000 29			

COMPANY NAME ADDRESS LINE ROSWELL GA 30076	4 LBS 1 OF 1 SHIP USPS 48413 TO: ADDRESS LINE BAD AXE MI 48413-9998
	<div style="font-size: 2em; font-weight: bold; margin-bottom: 10px;">MI 487 2-01 X</div> 
UPS SUREPOST	
TRACKING #: 1Z 1X2 X3X 3A 1234 5677	
	
Return Service Requested	
USPS DELIVER TO: CONTACT NAME ADDRESS LINE EXTENDED ADDRESS BAD AXE MI 48413	<div style="border: 1px solid black; padding: 5px; font-size: 0.8em;"> PRSRT BPM U.S. POSTAGE PAID UPS eVS </div>
USPS TRACKING # eVS	
	
9241 9123 4567 8958 1000 0000 31	

<p>COMPANY NAME STREET ADDRESS ROSWELL GA 30076</p>	<p>2 LBS 1 OF 1</p>		
<p>SHIP USPS 94107 TO: STREET ADDRESS SAN FRANCISCO CA 94124-9711</p>			
	<p style="font-size: 2em; font-weight: bold;">CA 944 9-40 X</p> 		
<p>UPS SUREPOST TRACKING #: 1Z 1X2 X3X 3H 1234 5673</p>			
			
<table border="0" style="width: 100%;"> <tr> <td style="width: 60%; vertical-align: top;"> <p style="text-align: center;">Carrier - Leave If No Response</p> <p>USPS DELIVER TO: CONTACT NAME STREET ADDRESS EXTENDED ADDRESS SAN FRANCISCO CA 94107</p> </td> <td style="width: 40%; text-align: center; vertical-align: top; border: 1px solid black; padding: 5px;"> <p>PRSR MEDIA MAIL U.S. POSTAGE PAID UPS eVS</p> </td> </tr> </table>		<p style="text-align: center;">Carrier - Leave If No Response</p> <p>USPS DELIVER TO: CONTACT NAME STREET ADDRESS EXTENDED ADDRESS SAN FRANCISCO CA 94107</p>	<p>PRSR MEDIA MAIL U.S. POSTAGE PAID UPS eVS</p>
<p style="text-align: center;">Carrier - Leave If No Response</p> <p>USPS DELIVER TO: CONTACT NAME STREET ADDRESS EXTENDED ADDRESS SAN FRANCISCO CA 94107</p>	<p>PRSR MEDIA MAIL U.S. POSTAGE PAID UPS eVS</p>		
<p>USPS TRACKING # eVS</p>  <p style="font-weight: bold;">9249 0123 4567 8958 1000 0000 47</p>			

COMPANY NAME STREET ADDRESS ROSWELL GA 30076 SHIP USPS 96913 TO: STREET ADDRESS RICHMOND CA 94850-9751	6 LBS 1 OF 1
	<div style="font-size: 2em; font-weight: bold; margin: 0;">CA 948 9-05 X</div> 
UPS SUREPOST TRACKING #: 1Z 1X2 X3X YW 1234 5670	
	
USPS DELIVER TO: CONTACT NAME STREET ADDRESS TAMUNING GU 96913	<div style="border: 1px solid black; padding: 5px; text-align: center;"> Address Service Requested PARCEL SELECT U.S. POSTAGE PAID UPS eVS </div>
<div style="font-weight: bold; margin-bottom: 10px;">USPS TRACKING # eVS</div>  <div style="font-weight: bold; margin-top: 10px;">9261 2123 4567 8958 1000 0000 50</div>	

COMPANY NAME STREET ADDRESS ROSWELL GA 30076		3 LBS	1 OF 1
SHIP USPS 96278 TO: STREET ADDRESS JERSEY CITY NJ 07097-9998			
	NJ 070 9-04 X 		
UPS SUREPOST TRACKING #: 1Z 1X2 X3X YW 1234 5670			
			
Address Service Requested USPS DELIVER TO: CONTACT NAME STREET ADDRESS APO AE 96278-2050		PARCEL SELECT U.S. POSTAGE PAID UPS eVS	
USPS TRACKING # eVS  9261 2123 4567 8958 1000 0000 67			

 9261 2123 4567 8958 1000 0000 67				
FROM COMPANY NAME CONTACT NAME STREET ADDRESS EXTENDED ADDRESS ROSWELL GA 30076 UNITED STATES		SHIP TO CONTACT NAME UNIT 2050 BOX 4190 APO AP 96278-2050		
United States Postal Service Customs Declaration				CN 22 May be opened officially
<input type="checkbox"/> Gift <input type="checkbox"/> Commercial Sample <input type="checkbox"/> Documents <input checked="" type="checkbox"/> Other: <u>Merchandise</u>				
Qty	Detailed description of contents	Weight Lbs Oz		Value (US\$)
1	Book	3	15	\$12.99
For commercial use only. If known, HS tariff number and country of origin of goods.				Total Value (US\$)
3 Lbs 15 Oz				\$12.99
Exemption/Exclusion Legend				NOEEI § 30.37(a)
I certify the particulars given in this customs declaration are correct. This item does not contain any dangerous article, or articles prohibited by legislation or by postal or customs regulations. I have met all applicable export filing requirements under the Foreign Trade Regulations.				
Sender's Signature and Date _____				

COMPANY NAME STREET ADDRESS ROSWELL GA 30076		9 LBS	1 OF 1
SHIP USPS 48413 TO: STREET ADDRESS BAD AXE MI 48413-9998			
	MI 487 2-01 X 		
UPS SUREPOST TRACKING #: 1Z 1X2 X3X YW 1234 5670			
			
Carrier - Leave If No Response USPS DELIVER TO: CONTACT NAME P.O. BOX BAD AXE MI 48413		PARCEL SELECT U.S. POSTAGE PAID UPS eVS	
USPS TRACKING # eVS  9261 2123 4567 8958 1000 0000 74			

COMPANY NAME 4567890123456789012345 STREET ADDRESS 67890123456789012345 CITY NAME 12345 ST POSTAL67890		3 LBS	1 OF 1
SHIP USPS 96278 TO: STREET ADDRESS 67890123456789012345 CITY NAME 12345 ST POSTAL67890			
	NJ 070 9-04 X 		
UPS SUREPOST TRACKING #: 1Z 1X2 X3X YW 1234 5670			
			
Address Service Requested USPS DELIVER TO: CONTACT NAME STREET ADDRESS APO AE 96278-2050		PARCEL SELECT U.S. POSTAGE PAID UPS eVS	
USPS TRACKING # eVS  9261 2123 4567 8958 1000 0000 67			

Label Approval Process

Once designed, UPS will need to test the address labels to ensure quality. UPS will test each of the printers you use for shipping at your locations by collecting unique address labels from each printer.

You will need to submit:

- Minimum of 17 labels per printer
 - Minimum of 5 labels for UPS deliveries
 - Minimum of 12 labels for USPS deliveries
- At least one label for each service indicator
- At least one label for each USPS endorsement
- Minimum of one label with the following "USPS Deliver To" address:
ABC Company
1616 20th Street
San Francisco, CA 94107
- Minimum of one APO/FPO address
- Minimum of one US territory address
- Minimum of one CN 22 label per printer

All labels submitted for testing must have:

- Unique "Ship To" addresses
- Unique "USPS Deliver To" addresses
- Unique UPS tracking numbers
- Unique USPS barcode numbers

The following postal codes could be used when printing the UPS delivered labels:

- 08068
- 13103
- 29851
- 34950
- 58520

The following printer information must be provided:

- Printer manufacturer
- Model
- Serial number

The labels submitted for testing should be printed on the label stock you will be using for shipping packages. If you will not print on adhesive backed labels, please provide examples of the pouch, tape or adhesive you intend to use.

Although UPS does not endorse or pre-approve vendors, dealers, printers or software providers, UPS recommends careful consideration in the selection and maintenance of printers, paper and software, as these elements all affect your bar code quality and readability.

Submit your label samples to your UPS Account Executive who will forward them to UPS Label Verification for approval. You will receive your test results from your UPS Account Executive.

As part of our ongoing quality program, UPS will re-test labels produced by your system annually or as needed. Contact your UPS Account Executive before making any changes in your labeling system (e.g. paper, printer, software, services, etc.) so UPS can ensure that your barcode quality is maintained.

U.S. Territories and APO/FPO Zipcodes

The following chart includes the two character state and zipcode ranges for United States territories and APO/FPOs to be used for Surepost.

Territory	State Code	ZIP Code
American Samoa	AS	96799
Alaska	AK	99500-99999
Guam	GU	96900-96938
Hawaii	HI	96700-96798 /96800-96899
Marshall Island	MH	96960-96970
Micronesia	FM	96941-96949
Northern Mariana Island	MP	96950-96959
Palau	PW	96939-96940
Puerto Rico	PR	00600-00699/00700-00799/00900-00999